

1 What is the purpose of this update?

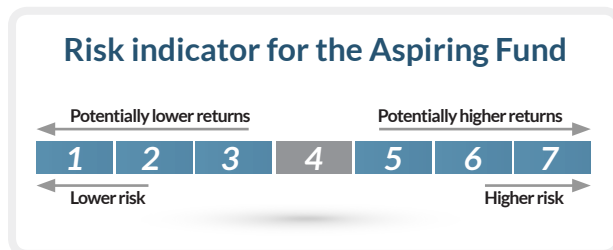
This document tells you how the Aspiring Fund (“Fund”) has performed and what fees were charged. The document will help you to compare the fund with other funds. Aspiring Asset Management Limited (“Manager”) prepared this update in accordance with the Financial Markets Conduct Act 2013. This information is not audited and may be updated.

2 Description of this fund

The Fund principally invests in listed Australasian equities, although it may invest in any asset class (including foreign shares, investments in unlisted entities, underwriting arrangements, debt securities, and property). The principal objective of the Fund is to achieve positive absolute returns averaging at least 4% over inflation (after fees and expenses but before tax) over the long term.

Total value of the Fund	316,339,949
Currency of fund value	New Zealand Dollar (NZD)
The date the Fund started	1 Feb 2006

3 What are the risks of investing?



The risk indicator is rated from 1 (low) to 7 (high). The rating reflects how much the value of the fund’s assets goes up and down. A higher risk generally means higher potential returns over time, but more ups and downs along the way.

To help you clarify your own attitude to risk, you can seek financial advice or work out your risk profile at <https://www.sorted.org.nz/calculators/investment-planner>.

Note that even the lowest category does not mean a risk-free investment, and there are other risks that are not captured by this rating.

This risk indicator is not a guarantee of a fund’s future performance. The risk indicator is based on the returns data for the five years ending on 31 March 2016. While risk indicators are usually relatively stable, they do shift from time to time. The risk indicator will continue to be updated in future fund updates.

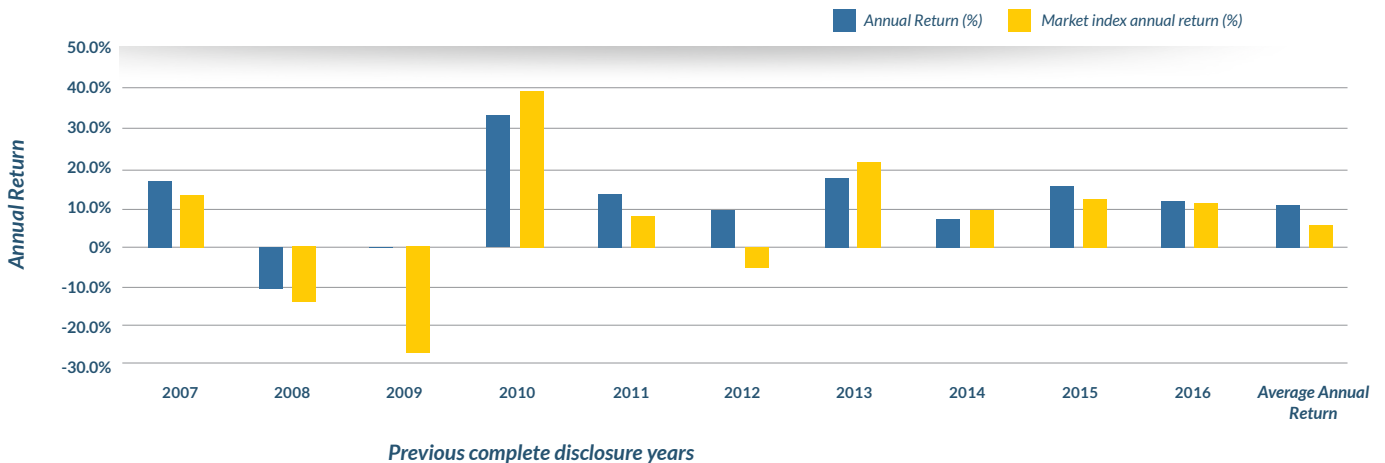
See the product disclosure statement (PDS) for more information about the risks associated with investing in this fund.

4 How has the fund performed?

	Average over past 5 years	Past year
Annual return (after deductions for charges and tax)	13.20%	6.99%
Annual return (after deductions for charges but before tax)	13.93%	7.46%
Market index annual return (reflects no deduction for charges and tax)	12.88%	9.50%

The blended market index returns provided are based on the market indices (All Ordinaries Accumulation index in NZ\$ and the NZ50 Gross index) for the two markets in which the majority of the Fund is invested. The blended index returns are calculated by taking the average weighting of the Fund's equity exposure to both the New Zealand and Australian markets, and applying this to the returns of the All Ordinaries Accumulation index in NZ\$ and the NZ50 Gross index.

Additional information about the market index is available on the offer register.



The above graph shows the return after fund charges and tax for each year ending 31 March since the fund started. The last bar shows the average annual return since the fund started, up to 31 December 2016.

Important: This does not tell you how the fund will perform in the future.

Returns in this update are after tax at the highest prescribed investor rate (PIR) of tax for an individual New Zealand resident. Your tax may be lower.

5 What fees are investors charged?

Investors in the Aspiring Fund are charged fund charges. In the year to 31 March 2016 these were:

	% of net asset value
(A) Total Fund charges = B + C <i>Which are made up of:</i>	2.27%
(B) Total management and administration charges = D + E <i>Including:</i>	1.29%
(D) <i>Manager's basic fee</i>	1.02%
(E) <i>Other management and administration charges</i>	0.28%
(C) Total performance-based fees	0.97%

Investors may also be charged one-off fees (for example, withdrawing or contributing to the Fund – although these are not currently charged). See the Fund's Register Entry at www.business.govt.nz/disclose for more information about those fees.

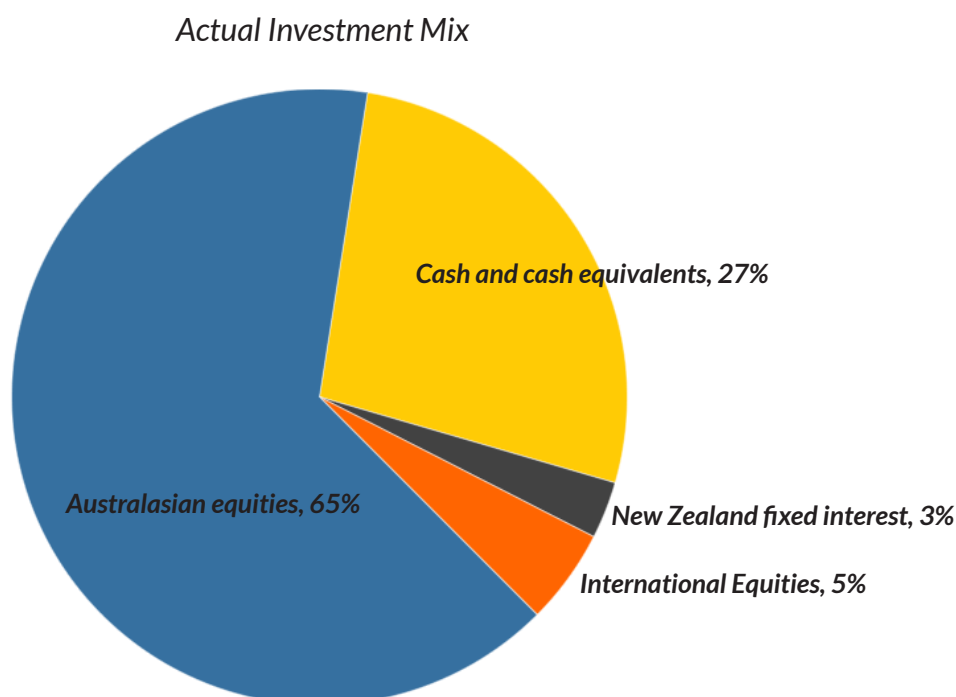
6 Example of how this applies to an investor

Small differences in fees and charges can have a big impact on your investment over the long term.

Sam had \$50,000 in the fund at the start of the year and did not make any further contributions. At the end of the year, Sam received a return after fund charges were deducted of \$3,385 (that is 6.77% of his initial \$50,000). Sam paid no other charges. This gives Sam a total return after tax of \$3,495 for the year.

7 What does the fund invest in?

This shows the types of assets that the fund invests in.



8 Target Investment Mix

Asset Type	Target Allocation
Cash and cash equivalents	10 - 40%
New Zealand fixed interest	0 - 10%
International fixed interest	0%
Australasian equities	60 - 90%
International equities	0 - 10%
Listed property	0-5%
Unlisted property	0%
Commodities	0%
Other	0%

The Fund has a broad mandate which allows investment in any asset class and at any level, however for this update the target investment mix has been changed to reflect our expected investment mix for the quarter ending March 2017.

9 Top 10 Investments

Asset name	% of fund net assets	Type	Country
ANZ Call a/c (NZD)	17.62%	Cash and cash equivalents	NZ
Contact Energy Ltd	4.20%	Australasian Equities	NZ
Westpac Term Deposit	3.17%	Cash and cash equivalents	NZ
Ebos Group Ltd	3.17%	Australasian Equities	NZ
Spark New Zealand Ltd	2.88%	Australasian Equities	NZ
Alphabet Inc Class C	2.62%	International Equities	US
Heartland Bank Ltd	2.47%	Australasian Equities	NZ
Harbour NZ Short Duration Fund	2.42%	NZ Fixed Interest	NZ
Sanford Ltd	2.30%	Australasian Equities	NZ
Meridian Energy Ltd	2.30%	Australasian Equities	NZ

The total value of the above 10 individual assets as a % of the net asset value of the fund was 43.15%.

10 Key Personnel

Name	Current position	Time in position	Previous position	Time in position
<i>Murray Doyle</i>	Director	11 years and 3 months	n/a	
<i>Stephen Montgomery</i>	Director	11 years and 3 months	n/a	
<i>John Rattray</i>	Director	11 years and 3 months	n/a	
<i>Campbell Stuart</i>	Director	1 year and 9 months	UBS - Managing Director of NZ Equities	17 years and 4 months
<i>Lance Reynolds</i>	Director	1 year and 7 months	UBS - NZ Equities Strategist	12 years and 2 months

11 Further Information

You can also obtain this information, the PDS for the Fund, and some additional information from the offer register at www.business.govt/disclose.